

PNC and PN are respectively, a connector and a plug and socket-outlet waterproof, compact and robust.

Comply with the following regulations and standards(a):

European Directives Low Voltage and RoHS (affixing of CE marking), REACH European Regulation,

PNC : standards IEC/EN 61984, IEC/EN 60068-2-6.

PN : essential requirements of standards IEC/EN 60309-1, IEC/EN 60309-4; standards UL 1682 (USA), CSA C22.2 N° 182.1-07 (Canada).

Certified by the following certification bodies:

PNC : TR CU (Russia).


PN : UL (USA), VDE (Germany), TR CU (Russia), CSA (Canada).



PNC



PN



General information

	PNC	PN poly	PN metal
(b) I_n	16 A	30 A	30 A
U_{max} (V AC/V DC)	480	500/750	500/750
(c) Frequency (Hz)	≤ 500	≤ 500	≤ 500
(d) Number of contacts	4P+E	4P+E	4P+E
(e) Number of keying positions	1	16	16
Connection (min - max): mm ²			
Flexible conductors (Cu): main contacts	0.75 - 2.5	1 - 6	1 - 6
Rigid/stranded conductors (Cu): main contacts	0.75 - 2.5	1.5 - 10	1.5 - 10
Tightening torque - main contacts	0.5 Nm	0.6 Nm	0.6 Nm
Wiring lugs		Option	Option
Uimp: impulse withstand voltage	5 kV	6 kV	6 kV
(f) Pollution degree	3	3	3

Used as connector according to IEC/EN 61984: In

	16 A	30 A	30 A
(g) U_{max} (V AC/V DC)	480 V AC	500/750	500/750

Number of operations


Mechanical	2 000	5 000	5 000
------------	-------	-------	-------

Thermal features



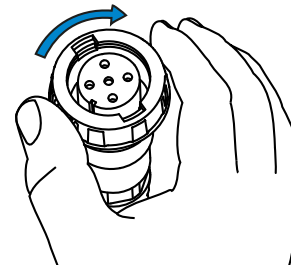
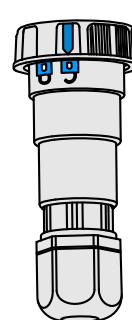
Temperature of use mini/maxi (°C)	-40/+100 °C	-40/+60 °C	-40/+60 °C
Storage temperature mini/max: (°C)	-40/+100 °C	-40/+80 °C	-40/+80 °C
Maximal temperature rise (Kmax)	26 K	50 K	50 K
Time constant (to reach 63 % of Kmax)	19 mn	15 mn	15 mn

Mechanical features

(h,i) IP: connected device	IP66/IP67/ IP68/IP69	IP66/IP67	IP66/IP67
(h,i) IP: lid/cap closed	IP66/IP67/ IP69	IP66/IP67	IP66/IP67
(h) IP: socket-outlet with lid/cap opened	IP2X	IP2X	IP2X
(i) IK	IK08	IK09	IK09
Retaining/releasing device	Locking ring	Rotation	
(k) Casing	GRP (poly)	GRP (poly)	Aluminium alloy
Standard color	Black	MARECHAL® Blue	
Other colors		Contact us	
Vibrations resistance	✓		
Resistance to chemical agents	Contact us	f1	✓
Protection against UV (according to UL 746C or equivalent)			NA
Salt mist resistance	> 50 000 h	> 50 000 h	Contact us



Contacts with silver nickel alloy tips (Ag/Ni : 85/15)



... Mechanical features

Screws and bolts
Weight of inlet without accessory (≈)
Weight of socket-outlet without accessory (≈)

PNC	PN poly	PN metal
	Stainless steel	
0.03 kg	0,07 kg	0.1 kg
0.05 kg	0,12 kg	0.2 kg

Main options

Socket-outlet opening up to 180°
Self-returning lid
Inlet cap

IP66/IP67

✓
IP55
✓

Outlet cap

IP66/IP67

Locking / padlocking
Screw locking
Industrial-domestic adapter

✓
✓
✓

(l) Electromagnetic compatibility (EMC)

Reversed contacts

✓
✓

PNC adaptor plate for PN accessories

✓

Mounting accessories

Poly sleeve: angle (°)
Metal sleeve: angle (°)
Poly box: angle (°)
Metal box: angle (°)
Poly box + poly sleeve: angle (°)
Metal box + poly sleeve: angle (°)
Metal box + metal sleeve: angle (°)
Poly straight handle with built-in cable gland: range take (mm)
Threaded poly straight handle
Threaded metal straight handle

0

30/70

0/30/45

0/30

0

70

30

45

11 - 15

5 - 21

M20 - M32

M20 - M32

Poly 60° handle with built-in cable gland: range take (mm)

9 - 18

Poly straight handle + separated poly cable gland: range take (mm)

5 - 25

Metal straight handle + separated metal cable gland: range take (mm)

7 - 23

Spare parts

Inlet or socket-outlet interior moulding
Inlet or socket-outlet contacts
Inlet or socket-outlet colored gasket
Inlet or socket-outlet casing
Socket-outlet casing gasket
Gaskets

✓
✓
✓
✓
✓
✓

Catalog: Web link

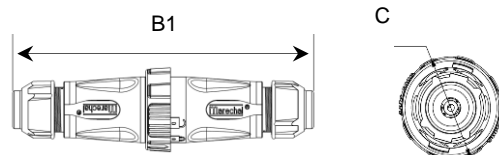
Click !

Click !

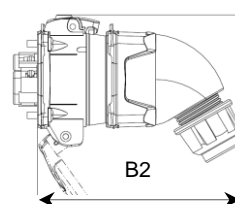
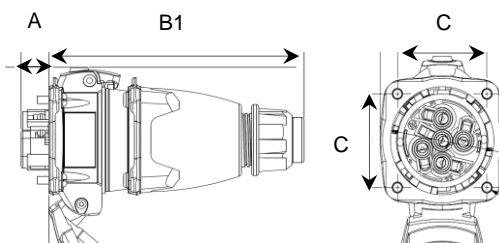
Click !

Dimensions

PNC




PN



mm	PNC	PN
A		14
B1	165	127
B2		117
C	45	42

Poly straight handle with built-in cable gland



- (a) European Regulation REACH: registration, evaluation, authorisation and restriction of chemicals
IEC/EN 60309-1 : "Plugs, socket-outlets and couplers for industrial purposes – Part 1: General requirements"
IEC/EN 60309-4 : "Plugs, socket-outlets and couplers for industrial purposes – Part 4: Switched socket-outlets and connectors with or without interlock"
IEC/EN 61984 : "Connectors – Safety requirements and tests"
IEC/ EN 60068-2-6 : "Environmental testing - Part 2-6 : Test Fc: Vibration (sinusoidal) "
UL 1682 : "Plugs, Receptacles, and Cable Connectors of the Pin and Sleeve Type"
CSA C22,2 No 182,1-07 : "Plugs, Receptacles, and Cable Connectors of the Pin and Sleeve Type"
- (b) In : Rated current as defined by the manufacturer
(c) Other frequency: contact us
(d) Contacts with silver-nickel tips (Ag/Ni 85/15)
(e) Number of voltage / frequency / grid, keying positions
(f) For direct current applications : contact us
(g) Pollution degree [IEV 581-21-07]: "Numeral characterizing the expected pollution of the micro-environment."
"Degree 3. Conductive pollution occurs, or dry, non-conductive pollution occurs which becomes conductive due to condensation."
(h) IP : Degrees of protection provided by enclosures (IEC/EN 60529)
(i) IPX8 : 10 m depth during 15 days (specific part number: contact us)
IPX9 : 100 bar, 80°C
(j) IK : Degrees of protection provided by enclosures against mechanical impacts (IEC/EN 62262)
(k) GRP : Glass-reinforced technical plastic
(l) Suitable for EMC environments: use of metallic housings and accessories, and cable gland with shielding recovery.